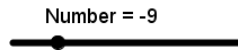


Student Activity: To investigate minus an Integer

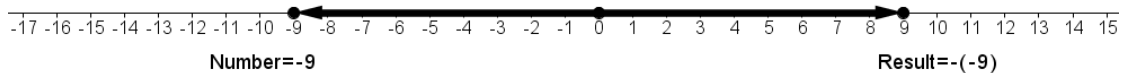
Use in connection with the interactive file, 'Minus Integers', on the Student's CD.

Move slider to change the number

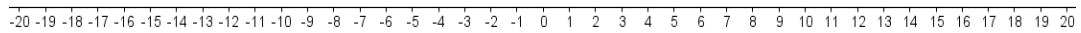


Click to show the number on the Number Line

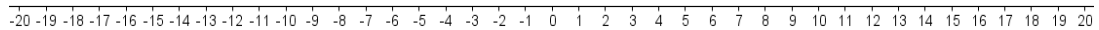
Click to show $-(\text{Number})$



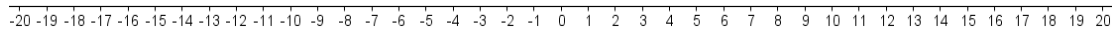
1. Show 4 on the number line and show $-(4)$ on the same number line.



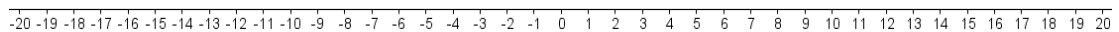
2. Show 5 on the number line and show $-(5)$ on the same number line.



3. Show -3 on the number line and show $-(-3)$ on the same number line.



4. Show -2 on the number line and show $-(-2)$ on the same number line.



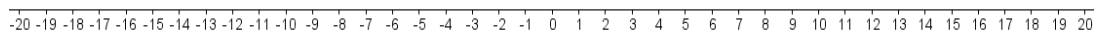
5. What does a minus in front of a number do to the number on the number line?

6. What is $-(2)$?

7. What is $-(-6)$?

8. How do $-(-5)$ and -5 differ on the number line?

9. Show $-(-7)$ on the number line.



10. What does a minus in front of an integer do to the sign of the integer?
