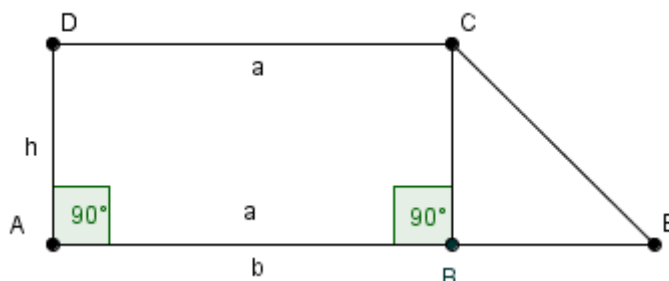


Student Activity: To investigate the Trapezoidal Rule

Use in connection with the interactive file, 'Trapezoidal Rule Semi Circle' on the student's CD.

1.



Note a is the length of AB and b is the length of AE.

- a. Given that $|AB| = |DC|$ and that AE is a line segment, name the two geometric shapes which together make up the figure AECD.

- b. What is the area of ABCD in terms of a and h ?

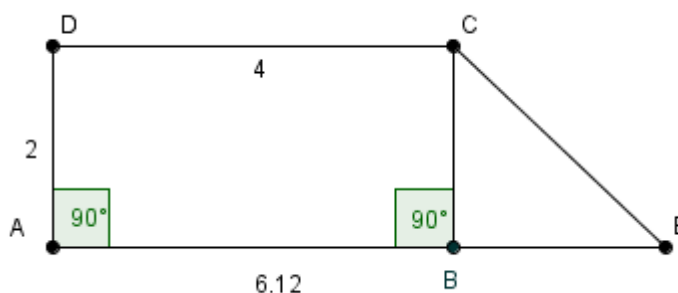
- c. What is the area of BCE in terms of a , b and h ?

- d. What special name is given to the quadrilateral AECD? If you don't know, see page 8 of the *formulae and tables* booklet.

- e. What is the area of AECD? Show your calculations.

- f. Look at your *formulae and tables* booklet page 8 and check the formula there. Does your answer in part e agree with it?

- g. Find the area of this trapezium.



Note: $|AE| = 6.12$

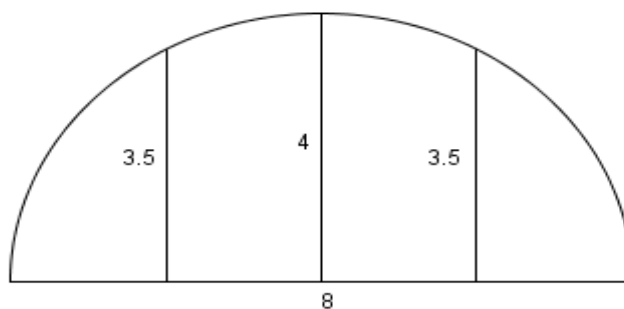
- h. Is the figure AECD a trapezium? Explain your answer.



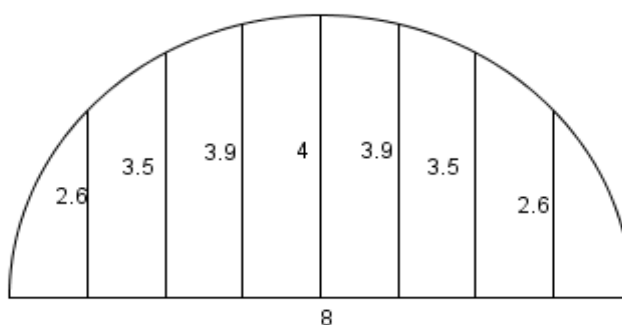
Note: b is the length of AE and BC is perpendicular to AE .

- i. What is the area of the above shape in terms of a , b and h .

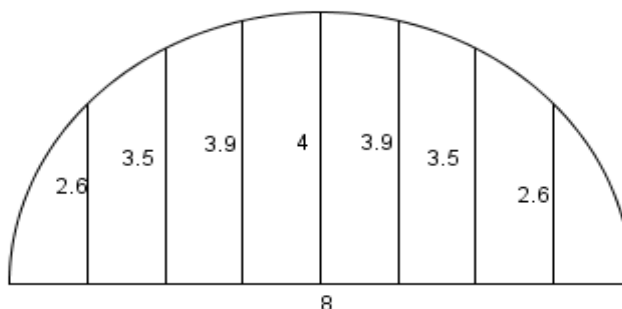
2. Using the fact that the vertical lines in the semi circle are equally spaced, find the approximate area of this semi circle using triangles and trapeziums.



3. Using the fact that the vertical lines in the semi circle are equally spaced, find the approximate area of this semi circle using triangles and trapeziums.

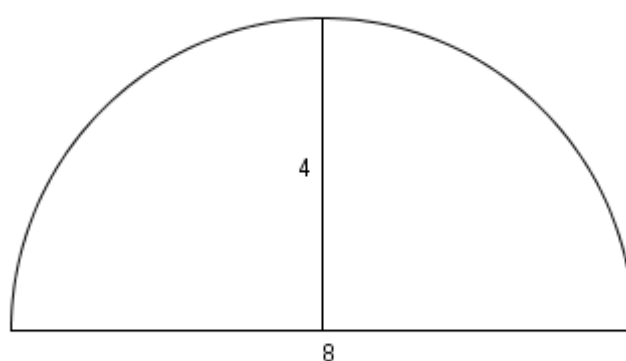


4. Use the Trapezoidal Rule in your *formulae and tables* to find the area of this semi circle below.

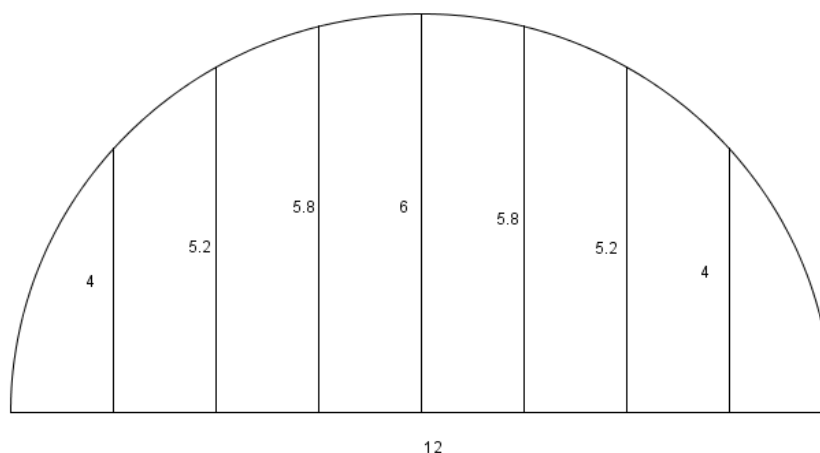


5. Without using the formula for the area of a semi circle, how would you get a more accurate answer than the answer you got in the previous question?

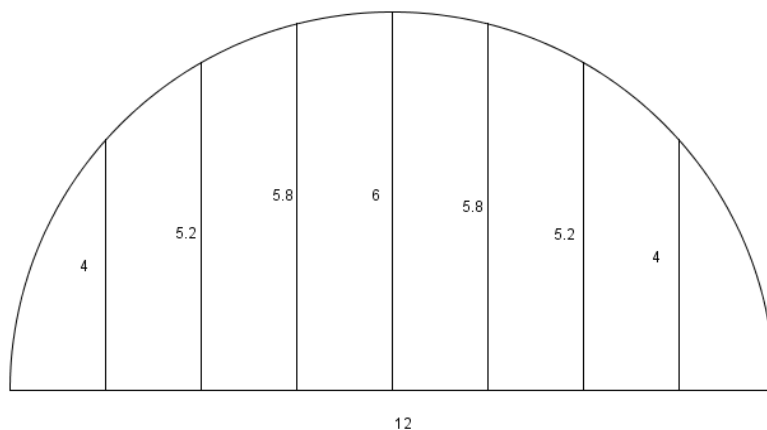
6. Use 3.14 as π to find the area of the semi circle below. Now compare your answer to the answers you got for Q.4 and Q.5.



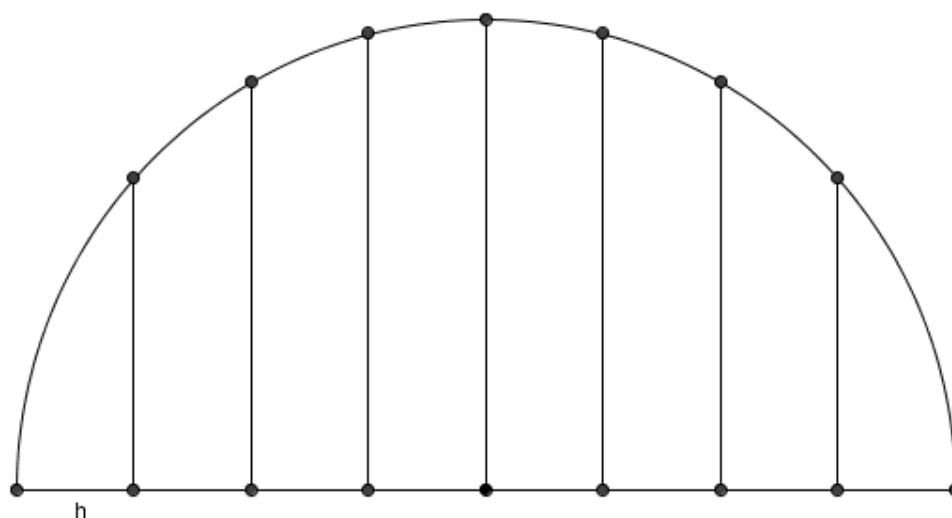
7. Using the fact that the vertical lines in the semi circle are equally spaced, find the approximate area of this semi circle using triangles and trapeziums.



8. Use the formula for the Trapezoidal Rule found in your *formulae and tables* booklet to find the area of the semi circle below.



9. By measuring with your ruler, find the approximate area of the semicircle below by estimating it with trapeziums and triangles. Use the table below and use a and b as the lengths of the parallel sides in the trapeziums. (The triangles at each end can be treated as trapeziums with one parallel side of zero length.)
 Shade in the area you are “missing” when you do this.



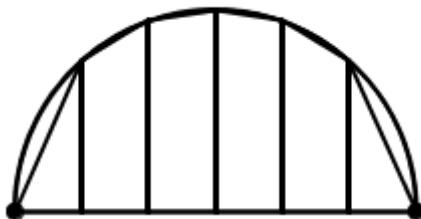
Shape	a	b	h	$A = h\left(\frac{a+b}{2}\right)$
1	0			
2				
3				
4				
5				
6				
7				
8				
Total Area of all the trapeziums and triangles				

- Use the formula : Area of a semicircle $A = \frac{\pi r^2}{2} =$ _____
- What is the error in using the approximation with the trapeziums and triangles:

- What is the % error in using this approximation? _____
- How could the approximation be improved? _____

Higher Level

10. Deriving the formula for the Trapezoidal Rule (for 6 intervals)



Instead of giving measurements for the parallel sides of the trapezium, label them as y_1 , y_2 , etc.

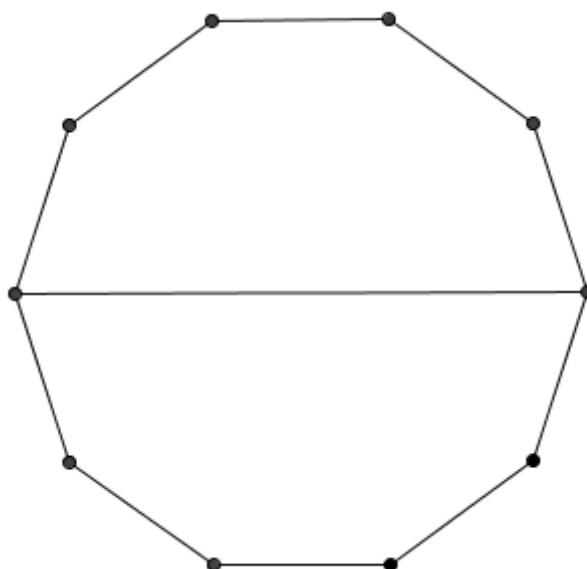
Shape	a	b	h	$A = h\left(\frac{a+b}{2}\right)$
1	y_1	y_2		
2				
3				
4				
5				
6		y_7		

Total area =

Simplify this formula:

Can you generalise this formula for dividing a shape into any number of trapeziums of equal h where the last side is of length y_n ?

11. Use measurement and the Trapezoidal Rule to find the approximate area of the following shape in cm^2 .



12. Use measurement and the Trapezoidal Rule to find the approximate area of the following shape in cm^2 .

