

Student Workbook

Working on growing visual patterns

Linear Patterns Pack



*All patterns are taken from the
visual patterns pack available on
www.projectmaths.ie*

Using maths to understand relationships

NAME:	CLASS:	TEACHER:
-------	--------	----------

Pattern 1




Fig. 1



Fig. 2



Fig. 3






Fig. 1

Fig. 2

Fig. 3




Fig. 1



Fig. 2



Fig. 3




Fig. 1

Fig. 2

Fig. 3



Fig. 1



Fig. 2



Fig. 3




Fig. 1



Fig. 2



Fig. 3




Fig. 1



Fig. 2



Fig. 3

Pattern 2

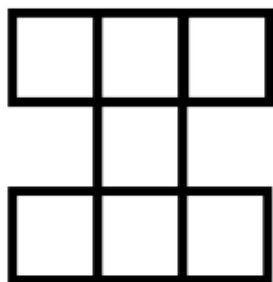


Figure 1




Figure 2

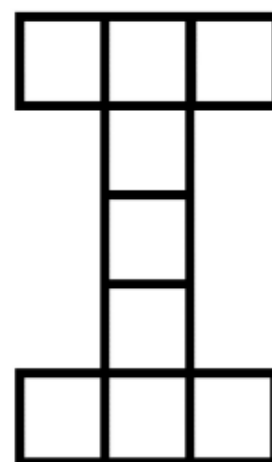


Figure 3



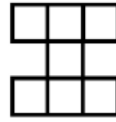



Figure 1

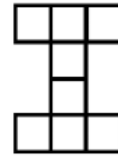


Figure 2

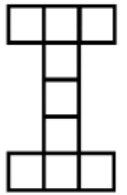


Figure 3




Figure 1

Figure 2

Figure 3





Figure 1




Figure 2

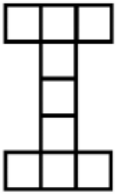


Figure 3

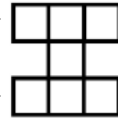
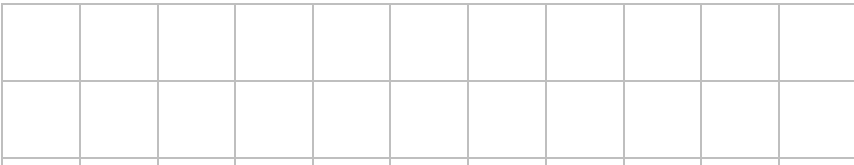


Figure 1

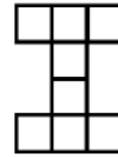


Figure 2

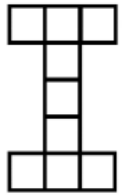



Figure 3



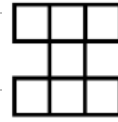



Figure 1




Figure 2

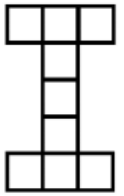


Figure 3

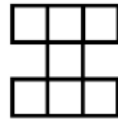



Figure 1

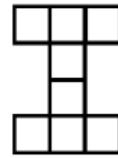


Figure 2

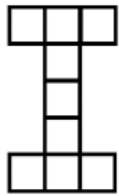


Figure 3

Pattern 3



Stage 1




Stage 2





Stage 3




Stage 4















Pattern 4



Pattern 1

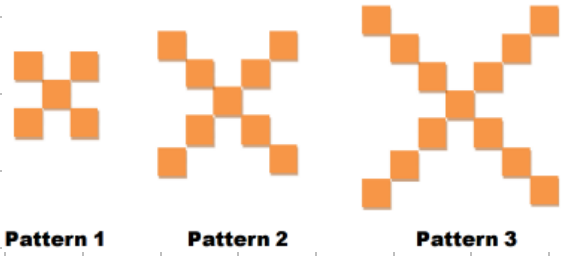



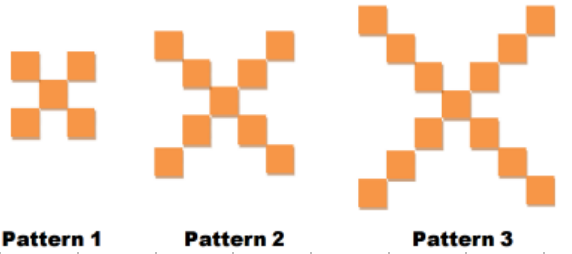

Pattern 2





Pattern 3












Pattern 1

Pattern 2

Pattern 3

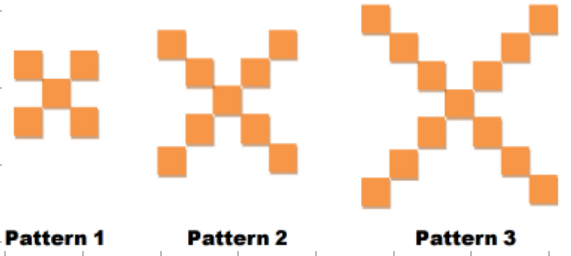





Pattern 1

Pattern 2

Pattern 3



Pattern 1

Pattern 2

Pattern 3

Pattern 5

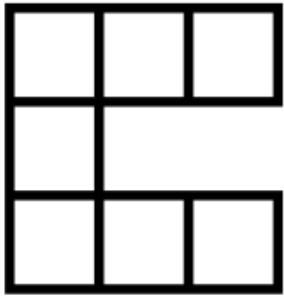


Figure 1

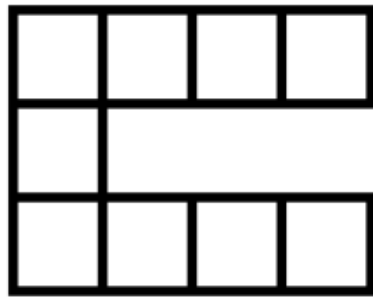



Figure 2



Figure 3



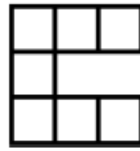



Figure 1



Figure 2

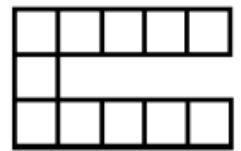


Figure 3




Figure 1

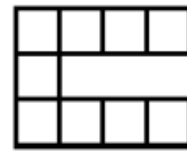


Figure 2

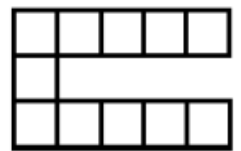


Figure 3


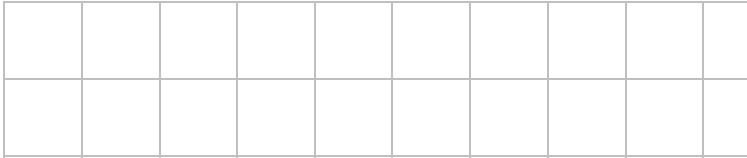


Figure 1

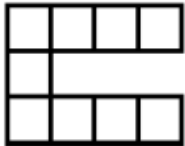


Figure 2

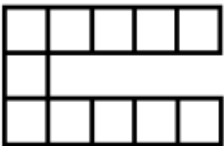



Figure 3



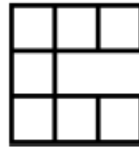



Figure 1

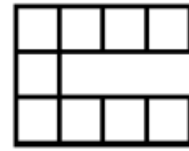


Figure 2

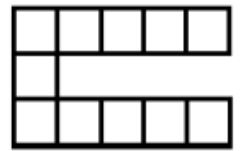


Figure 3




Figure 1

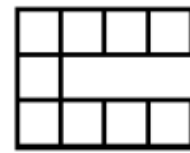


Figure 2

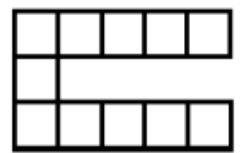


Figure 3

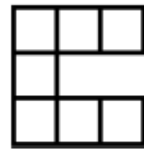



Figure 1



Figure 2

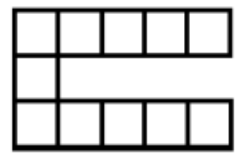


Figure 3

Pattern 6



Figure 1



Figure 2





Figure 3





Figure 4

















Pattern 7

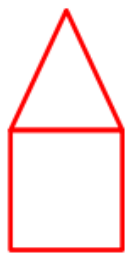


Figure 1

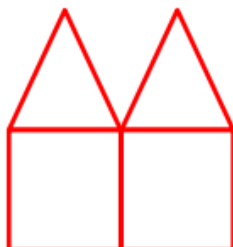


Figure 2

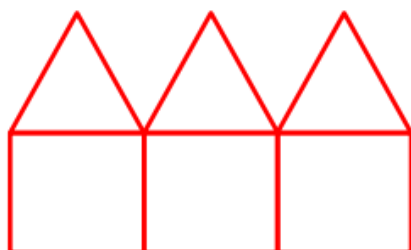


Figure 3

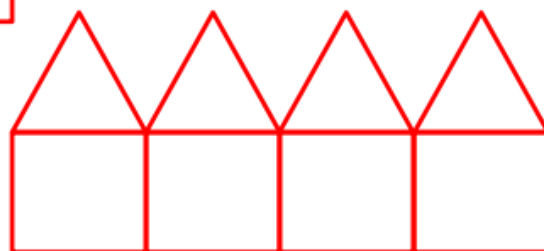






Figure 4




















Pattern 8




Figure 1

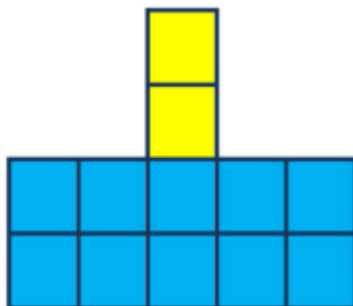


Figure 2

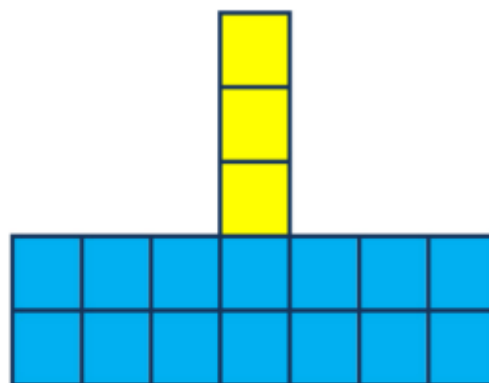







Figure 3

















Pattern 9

John wants to save up for a school tour which will happen at the end of the school year. He speaks to his parents about it and they agree that he can get a part-time job to help him afford the trip. His parents give him €100 to start him off and each week he saves €20 of his wages.

